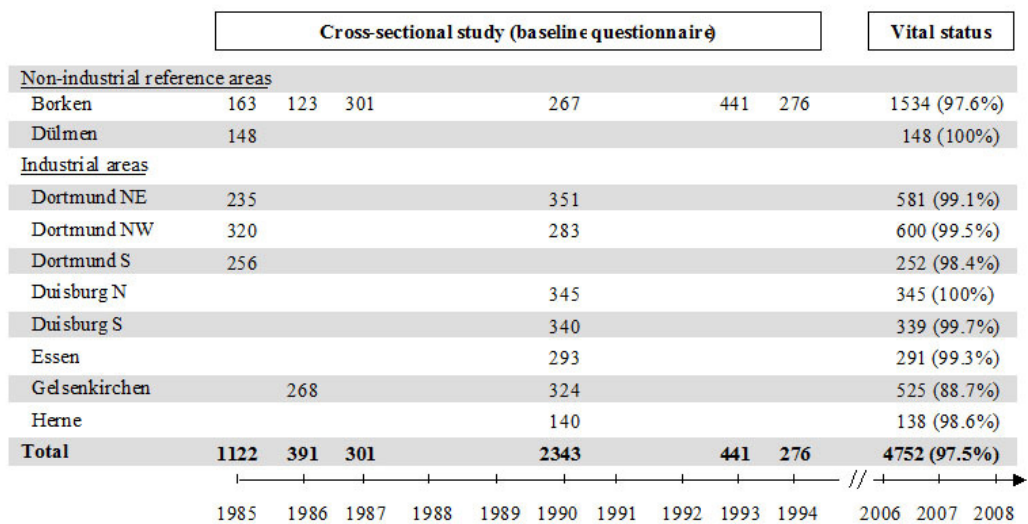
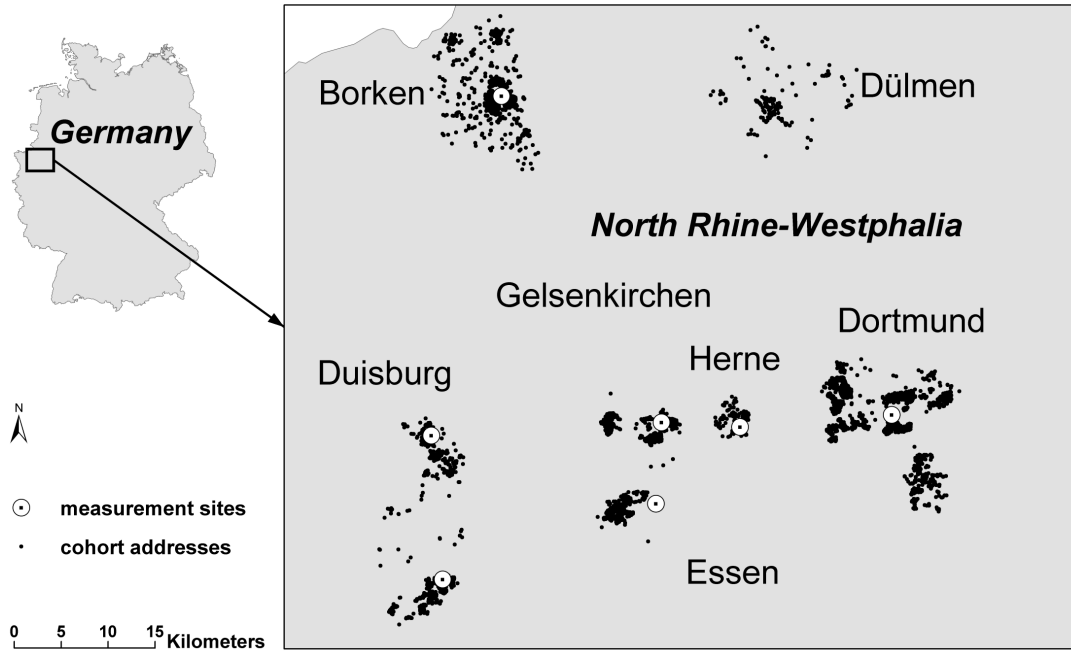


E-Figure_1. Timing of the cross-sectional studies, number of participants by study area, and number of participants that were followed-up for vital status and migration*. In 1987, 1993 and 1994 cross-sectional studies were performed in Borken and in Dormagen, Düsseldorf, Hürth, Köln, Leverkusen, and Wuppertal (data not shown). Names and addresses of the participants from these places were no longer available for the present study.

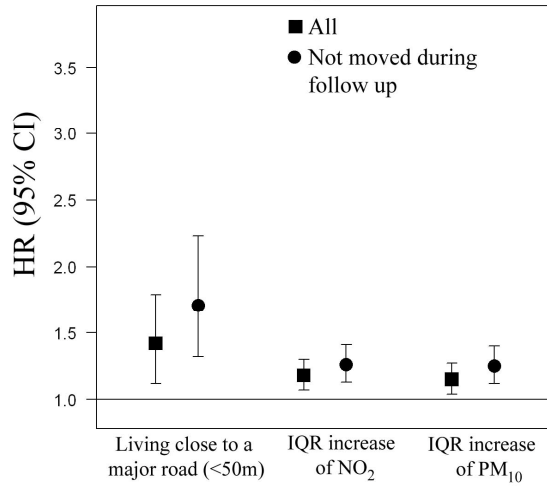


E-Figure_2. Map of North Rhine-Westphalia showing the location of the participants' baseline addresses (N = 4.615) and the location of the air pollution monitoring stations (N= 7). There is no measurement station in Dülmen.

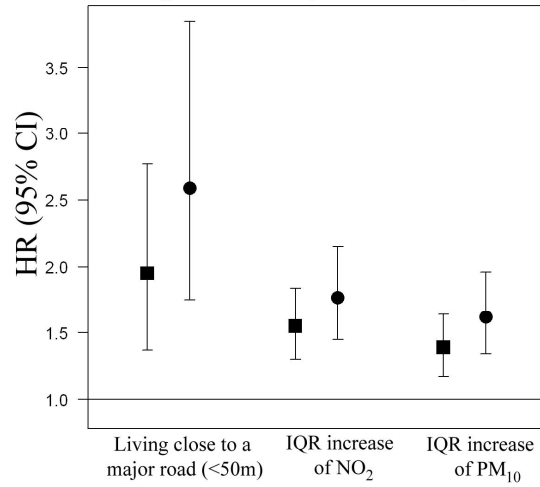


E-Figure_3 Adjusted hazard rate ratios (HR) for all-cause and cardiopulmonary mortality for the entire cohort and for those who never moved.

A All-cause Mortality



B Cardio-pulmonary Mortality



E-Figure_4 Annual mean concentrations of (a) particulate matter with a diameter of less than 10 μm (PM_{10}) and (b) nitrogen dioxide (NO_2) from 1982 to 2008, by study area.

